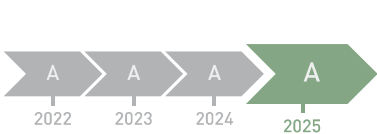





2025 GRESB Public Disclosure Report

Brandywine Realty Trust | Brandywine Realty Trust

Participation & Score



GRESB Public Disclosure Level



Comparison Group



GRESB Real Estate Assessment



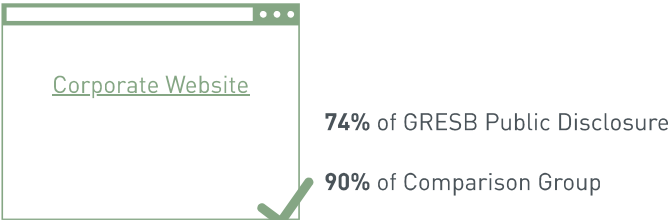
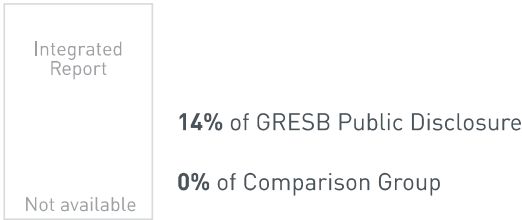
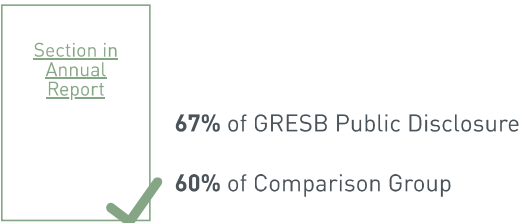
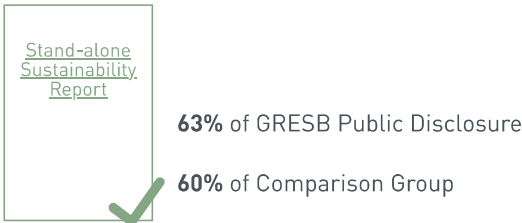
GRESB Score
GRESB Average 79

The GRESB Real Estate Assessment is the investor-driven global ESG benchmark and reporting framework for listed property companies, private property funds, developers and investors that invest directly in real estate.

The Assessment is shaped by what investors and the industry consider to be material issues in the sustainability performance of real estate investments. The methodology is consistent across different regions, investment vehicles and property types and aligns with international reporting frameworks.

The data is self-reported by Assessment participants and subjected to a multi-layer validation process after which it is scored and benchmarked. The result is high-quality data that investors and participants can use in their investment, engagement and decision-making processes.

Disclosure Methods

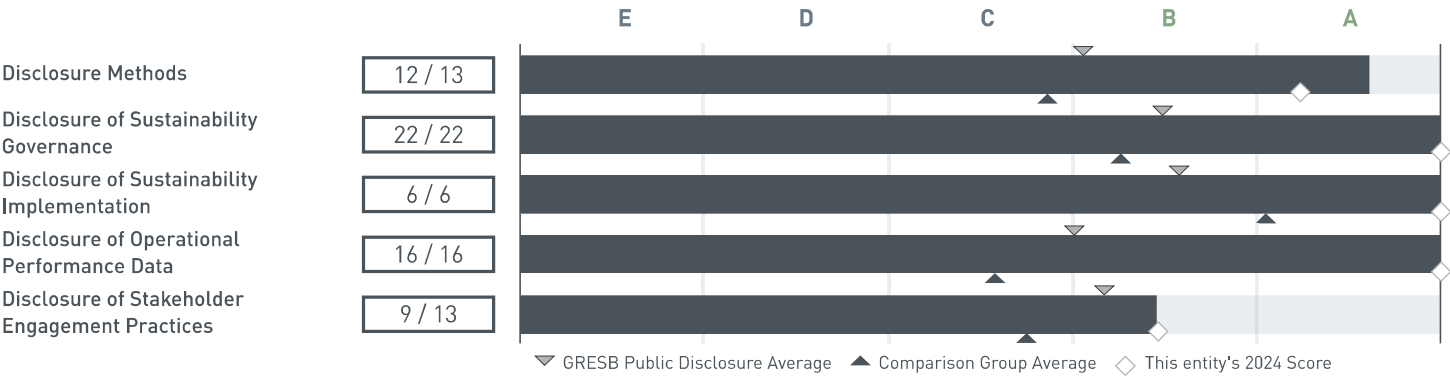


Not available

68% of GRESB Public Disclosure

50% of Comparison Group

Disclosure Topics



Comparison Group

Public Disclosure Comparison Group (United States / Office)

- Piedmont Office Realty Trust, Inc. Portfolio

Net Lease Office Properties

Office Properties Income Trust

Brandywine Realty Trust

* 2025 GRESB Real Estate Participant
- Franklin Street Properties

Peakstone Realty Trust

Paramount Group, Inc.
- City Office REIT Inc

Orion Office REIT Inc.

Manulife US REIT

The GRESB Public Disclosure Level is an overall measure of ESG disclosure by listed property companies, based on a selection of indicators aligned with the existing GRESB Real Estate Assessment. The Public Disclosure Level provides insight into the ESG disclosure activities of both GRESB participants and non-participants and offers investors insights that are currently not captured in the GRESB Real Estate Assessment.

The data in this Report has been collected by GRESB and was available for review to the entity between April 1 and July 1 2025

Disclosure Methods

D1 Points: 5/5

Stand-alone Sustainability Report


Comparison Group

☒ Yes

Reporting year: 2024


60% ^

Reporting level



The sustainability report is

<input checked="" type="checkbox"/> Aligned with a sustainability reporting framework	40%	<div><div></div></div>	^
<input type="checkbox"/> ANREV Sustainability Reporting Guidelines, 2016	0%	<div><div></div></div>	
<input type="checkbox"/> EPRA sBPR, 2017	0%	<div><div></div></div>	
<input checked="" type="checkbox"/> GRI Standards, 2016	30%	<div><div></div></div>	
<input type="checkbox"/> IIRC Framework, 2013	0%	<div><div></div></div>	
<input type="checkbox"/> INREV Sustainability Guidelines, 2016	0%	<div><div></div></div>	
<input type="checkbox"/> PRI Reporting Framework, 2018	0%	<div><div></div></div>	
<input checked="" type="checkbox"/> SASB Standards, 2018	40%	<div><div></div></div>	
<input checked="" type="checkbox"/> TCFD Recommendations, 2017	30%	<div><div></div></div>	
<input checked="" type="checkbox"/> Other	20%	<div><div></div></div>	
UN SDG	[ACCEPTED]		
<input checked="" type="checkbox"/> Third-party review	40%	<div><div></div></div>	^



Applicable evidence

Evidence provided

[ACCEPTED]

<https://6632606.fs1.hubspotusercontent-na1.net/hubfs/6632606/CSR%20Report/Brandywine%20Realty%20Trust%202024%20CSR%20Report.pdf>

No

40%

Section in Annual Report

Comparison Group

☒ Yes

60% ^

Reporting year: 2023

Reporting level



☒ [60%] Entity

☐ [40%] No answer provided

The sustainability section is

☒ Aligned with a sustainability reporting framework

20% ^

☐ ANREV Sustainability Reporting Guidelines, 2016

0%

☐ EPRA sBPR, 2017

0%

☐ GRI Standards, 2016

10%

☐ IIRC Framework, 2013

0%

☐ INREV Sustainability Guidelines, 2016

0%

☐ PRI Reporting Framework, 2018

0%

☐ SASB Standards, 2018

0%

☒ TCFD Recommendations, 2017

10%

☐ Other

0%

☐ Third-party review

0%

Applicable evidence

Evidence provided

[ACCEPTED]

<https://investor.brandywinerealty.com/static-files/f608ac97-7afd-46a1-9846-cd127b891620>

☐ No

40%

D2.2 Points: 0/5

Integrated Report

Comparison Group

☐ Yes

0%

☒ No

100%

D3 Points: 3/3

Corporate website


Comparison Group

☒ Yes

90%

^

Reporting level



Applicable evidence

Evidence provided

[ACCEPTED]

<http://www.brandywinerealty.com/sustainability.aspx>

☐ No

10%

D4 Not Scored

ESG leadership commitments

Comparison Group

☒ Yes

50%

^

ESG leadership standards and principles

☐ Climate Action 100+

10%

☐ Global Investor Coalition on Climate Change (including AIGCC, Ceres, IGCC, IIGCC)

10%

☐ International Labour Organization (ILO) Standards

0%

☐ Montreal Pledge

0%

<input type="checkbox"/> OECD - Guidelines for multinational enterprises	0% <div></div>
<input type="checkbox"/> PRI signatory	10% <div></div>
<input type="checkbox"/> RE 100	0% <div></div>
<input type="checkbox"/> Science Based Targets initiative	20% <div></div>
<input type="checkbox"/> Task Force on Climate-related Financial Disclosures (TCFD)	30% <div></div>
<input type="checkbox"/> UN Environment Programme Finance Initiative	10% <div></div>
<input type="checkbox"/> UN Global Compact	0% <div></div>
<input type="checkbox"/> UN Sustainable Development Goals	20% <div></div>
<input type="checkbox"/> WorldGBC's Net Zero Carbon Buildings Commitment	0% <div></div>
<input checked="" type="checkbox"/> Other Philadelphia 2030 - (Most committed building owner in the city)	40% <div></div>

Applicable evidence

Evidence provided

- <http://2030districts.org/philadelphia/members/>
- <https://www.brandywinerealty.com/sustainability.aspx>

<input type="radio"/> No	50% <div></div>
--------------------------	-----------------

Governance of Sustainability

D5 Points: 1.5/1.5

Environmental objectives	Comparison Group
<input checked="" type="radio"/> Yes	60% <div></div> ^
Disclosed objectives are:	
<input checked="" type="checkbox"/> Measurable	60% <div></div>

☒ Time-bound

50%

Applicable evidence

Evidence provided

<https://6632606.fs1.hubspotusercontent-na1.net/hubfs/6632606/CSR%20Report/Brandywine%20Realty%20Trust%202024%20CSR%20Report.pdf>

☐ No

40%

D6 Points: 1.5/1.5

Social objectives

Comparison Group

☒ Yes

70%^

Disclosed objectives are:

☒ Measurable

70%

☒ Time-bound

30%

Applicable evidence

Evidence provided

<https://6632606.fs1.hubspotusercontent-na1.net/hubfs/6632606/CSR%20Report/Brandywine%20Realty%20Trust%202024%20CSR%20Report.pdf>

☐ No

30%

D7 Points: 1.5/1.5

Governance objectives

Comparison Group

☒ Yes

60%^

Disclosed objectives are:

☒ Measurable

60%

☒ Time-bound

40%

Applicable evidence

Evidence provided

<https://6632606.fs1.hubspotusercontent-na1.net/hubfs/6632606/CSR%20Report/Brandywine%20Realty%20Trust%202024%20CSR%20Report.pdf>
<http://www.brandywinerealty.com/corporate-governance.aspx>

☐ No 40%

D8 Points: 4/4

Dedicated ESG professional(s) or sustainability task force/committee Comparison Group

☒ Yes 70% ^

Applicable evidence

Evidence provided

<http://www.brandywinerealty.com/sustainability.aspx>

☐ No 30%

D9 Points: 4/4

Policy on environmental issues Comparison Group

☒ Yes 50% ^

Applicable evidence

Evidence provided

<https://www.brandywinerealty.com/environmental-policies>

☐ No 50%

D10 Points: 3/3

Policy on social issues Comparison Group

☒ Yes 70% ^

Applicable evidence

Evidence provided

<https://www.brandywinerealty.com/social-policies>

☐ No

30%

D11 Points: 3/3

Policy on governance issues

Comparison Group

☒ Yes

90%^

Applicable evidence

Evidence provided

<https://www.brandywinerealty.com/governance-policies>

☐ No

10%

D12 Points: 3,5/3,5

Long-term performance improvement targets

Comparison Group

☒ Yes

50%^

Targets relate to:

☒ Energy consumption

40%

☐ Renewable energy

10%

☒ GHG emissions

40%

☒ Water consumption

40%

☒ Waste diverted from landfill

40%

☐ Other

10%

Applicable evidence

Evidence provided

<https://6632606.fs1.hubspotusercontent-na1.net/hubfs/6632606/CSR%20Report/Brandywine%20Realty%20Trust%202024%20CSR%20Report.pdf>

☐ No

50%

Implementation

D13 Points: 3/3

ESG initiatives and case studies

Comparison Group

☒ Yes

80%^

Applicable evidence

Evidence provided

<https://6632606.fs1.hubspotusercontent-na1.net/hubfs/6632606/CSR%20Report/Brandywine%20Realty%20Trust%202024%20CSR%20Report.pdf>

☐ No

20%

D14 Points: 3/3

Building certifications and energy ratings

Comparison Group

☒ Yes

80%^

Scope of disclosure

☒ Green building certifications

80%

☒ Energy ratings

60%

Applicable evidence

Evidence provided

<https://6632606.fs1.hubspotusercontent-na1.net/hubfs/6632606/CSR%20Report/Brandywine%20Realty%20Trust%202024%20CSR%20Report.pdf>

☐ No

20%

Operational Performance

D15 Points: 5/5

Energy consumption data

Comparison Group

☒ Yes

60%

Scope of disclosure

☒ Absolute consumption data

60%

☒ Like-for-like consumption data

50%

☒ Intensity data

50%

☒ Portfolio data coverage

50%

Applicable evidence

Evidence provided

<https://6632606.fs1.hubspotusercontent-na1.net/hubfs/6632606/CSR%20Report/Brandywine%20Realty%20Trust%202024%20CSR%20Report.pdf>

☐ No

40%

D16 Points: 2/2

Renewable energy data

Comparison Group

☒ Yes

30%

Applicable evidence

Evidence provided

<https://6632606.fs1.hubspotusercontent-na1.net/hubfs/6632606/CSR%20Report/Brandywine%20Realty%20Trust%202024%20CSR%20Report.pdf>

☐ No

70%

D17 Points: 3/3

GHG emissions data

Comparison Group

https://portal.gresb.com/product_report/74047

11/14

☒ Yes

60% ^

Scope of disclosure

<input checked="" type="checkbox"/> Absolute GHG emissions data	60% <div><div></div></div>
<input checked="" type="checkbox"/> Like-for-like GHG emissions data	50% <div><div></div></div>
<input checked="" type="checkbox"/> Intensity data	50% <div><div></div></div>
<input checked="" type="checkbox"/> Portfolio data coverage	50% <div><div></div></div>

Applicable evidence

Evidence provided
<https://6632606.fs1.hubspotusercontent-na1.net/hubfs/6632606/CSR%20Report/Brandywine%20Realty%20Trust%202024%20CSR%20Report.pdf>

☐ No

40%

D18 Points: 3/3

Water consumption data

Comparison Group

☒ Yes

50% ^

Scope of disclosure

<input checked="" type="checkbox"/> Absolute consumption data	50% <div><div></div></div>
<input checked="" type="checkbox"/> Like-for-like consumption data	40% <div><div></div></div>
<input checked="" type="checkbox"/> Intensity data	40% <div><div></div></div>
<input checked="" type="checkbox"/> Portfolio data coverage	40% <div><div></div></div>

Applicable evidence

Evidence provided
<https://6632606.fs1.hubspotusercontent-na1.net/hubfs/6632606/CSR%20Report/Brandywine%20Realty%20Trust%202024%20CSR%20Report.pdf>

☐ No

50%

D19 Points: 3/3

Waste data

Comparison Group

☒ Yes 50% ^

Applicable evidence

Evidence provided

<https://6632606.fs1.hubspotusercontent-na1.net/hubfs/6632606/CSR%20Report/Brandywine%20Realty%20Trust%202024%20CSR%20Report.pdf>

☐ No 50%

Stakeholder Engagement

D20 Points: 3/3

Employee satisfaction survey

Comparison Group

☒ Yes 70% ^

Applicable evidence

Evidence provided

<https://6632606.fs1.hubspotusercontent-na1.net/hubfs/6632606/CSR%20Report/Brandywine%20Realty%20Trust%202024%20CSR%20Report.pdf>

☐ No 30%

D21 Points: 0/4

Tenant engagement program/initiative

Comparison Group

☐ Yes 40%

☒ No 60%

D22 Points: 3/3

Tenant satisfaction survey

Comparison Group

☒ Yes

40%

Applicable evidence

Evidence provided

<https://6632606.fs1.hubspotusercontent-na1.net/hubfs/6632606/CSR%20Report/Brandywine%20Realty%20Trust%202024%20CSR%20Report.pdf>

☐ No

60%

D23 Points: 3/3

Community engagement program

Comparison Group

☒ Yes

70%

Applicable evidence

Evidence provided

<http://www.brandywinerealty.com/community-service.aspx>

☐ No

30%

Disclaimer: 2025 Public Disclosure Scorecard

The 2025 GRESB Public Disclosure Scorecard (the “Scorecard”) has been compiled based on publicly available information of the respective organization, based on available resources in the public domain. The Scorecard has been provided in good faith. The data for the analysis was primarily collected in the period February 1 - April 1, 2025, and does not include any information that may have been published after April 1, 2025. We do not take any liability for information that may have been inadvertently missed or omitted in our manual process of data collection. We have taken reasonable care to check the accuracy and completeness of the information prior to processing it for the Scorecard.

The Scorecard is a standalone document describing the entity’s Public Disclosure Level and its elements. It is not directly comparable to the annual GRESB Real Estate Score. The Public Disclosure Scorecard reflects the opinions of GRESB and not of our members. While we do not anticipate major changes, we reserve the right to make modifications to the Scorecard or its elements.

The Scorecard is provided to you merely for reference and discussion purposes, and is not provided as the basis for any professional advice or for transactional use. GRESB and its advisors, consultants and sub-contractors shall not be responsible or liable for any advice given to third parties, any investment decisions or trading or any other actions taken by you or by third parties based on information contained in the Scorecard.

Except where stated otherwise, GRESB is the exclusive owner of all intellectual property rights in all the information contained in the Scorecard.

© 2025 GRESB BV